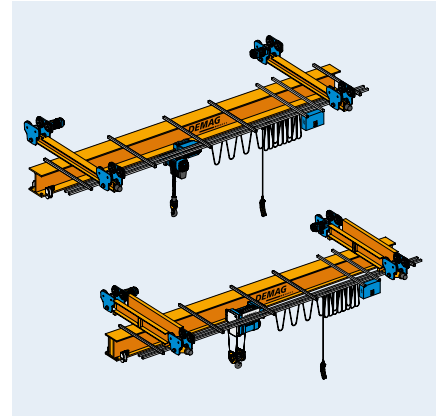


Extension to the Demag Standard Crane range

Higher load capacities, larger spans with the Demag DR rope hoist or DC chain



Suspension cranes from the Demag Standard Crane range provide efficient solutions wherever existing roof structures can be used as a crane runway. There is no need to invest in additional crane runway supports, since Demag suspension cranes can be integrated into existing production facilities simply and easily. In addition, the overhang at the end of the crane girder can be adapted to meet individual needs, enabling the crab travel path to be ideally matched to the width of the bay. This achieves maximum utilisation of the available space with the crane,



resulting in optimum efficiency for your transport application.

The benefits:

- Load capacity now up to 8 t for max. span of 17 m
- Spans up to 25 m for max. load capacity of 6.3 t
- With Demag DR rope hoist or Demag DC chain hoist
- Compact profile girders for optimised hook path
- Particularly rigid, welded box-section girder for low-vibration transport.

Technical data

Span dimensions and load capacities

Suspension crane type	Crane girder section		Span									
	Type	Size	1	1.25	1.6	2	2.5	3.2	4	5	6.3	8
EKDE with box-section girder with DR rope hoist			24 m									16 m
EPDE with rolled profile girder with DR rope hoist		HE-A 300-550	14 m								13 m	–
EPDE with rolled profile girder with DC chain hoist		HE-A 200-500	14 m								–	–

Higher load capacities and spans on request

Demag DC chain hoist selection table

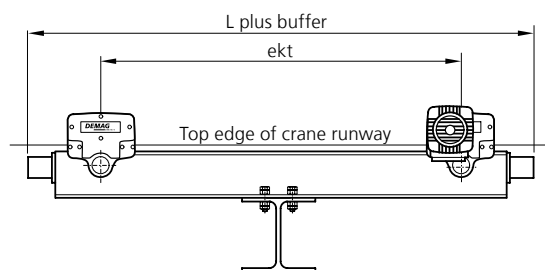
Size	Group of mechanisms FEM / ISO	SWL [t]	
		Reeving	
		1/1	2/1
DC 10	1Am / M4	1.25	2.5
	2m / M5	1	2
	3m / M6	–	1.6
	4m / M7	–	1.25
DC 16	2m / M5	1.6	3.2
DC 25	1Am / M4	2.5	5
	2m / M5	2	4

1 crab

2 crabs

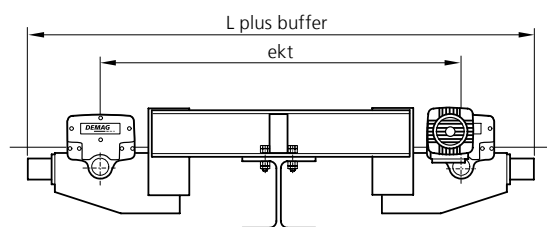
Selection table for Demag DFW-D-L end carriages with HE-B profile

Crane end carriage		HE-B	ekt [mm]	L [mm]	with buffer [mm]		
					70	100	120
DFW-D-L	125/2000	180-200	2000	2420	2560	2620	2660
	125/2500	180-220	2500	2920	3060	3120	3160
	125/3000	180-240	3000	3420	3560	3620	3660



Selection table for Demag DFW-D-E carriages with U profile

Crane end carriage		U-Profil	ekt [mm]	L [mm]	with buffer [mm]		
					70	100	120
DFW-D-E	125/2500	180-260	2500	2930	3070	3130	3170
	125/3000	200-280	3000	3420	3570	3630	3670
	125/3500	200-280	3500	3930	4070	4130	4170



Demag Cranes & Components GmbH

P.O. Box 67 · 58286 Wetter / Germany

Telephone +49(0)2335 92-0

Telefax +49(0)2335 92-2655

E-Mail info@demagcranes.com

www.demagcranes.com